





# Farm Woodfuel Audit Quick Appraisal

<b>Woodland</b> - Assess the volume of timber present by identifying a representative image below and multiplying the associated value by the size of the woodland.	
1	2
	
<b>Well managed Conifer woodland</b> 455.1m <sup>3</sup> /ha	<b>Small patches of open grown woodland</b> 72.1m <sup>3</sup> /ha
3	4
	
<b>Un-managed native woodland</b> 128.3 m <sup>3</sup> /ha	<b>Managed native woodland</b> 223.4 m <sup>3</sup> /ha



Cordiale was selected under the European Cross-border Cooperation Programme INTERREG IV A France (Channel) – England, co-funded by the ERDF